	PROCEDURE	Version:	1
	Millicent Stock Transfer Facility Procedure	Date Adopted:	17 Nov 2023
		Next Review Due:	16 Nov 2031

1. STATEMENT

The Wattle Range Council recognises its obligation to a safe stock transfer facility for use by stock agents, primary producers and transport operators.

2. DEFINITIONS

NVD	National Vendor Declaration
WHS	Work Health and Safety
WHSMS	Work Health and Safety Management System
PIRSA	The Department of Primary Industries and Regions (SA)
EPA	Environmental Protection Authority (SA)
NLIS	National Livestock Identification System
NSQA	National Saleyard Quality Assurance Accreditation

3. PRINCIPLES

3.1 SCOPE

3.1.1 AIM

This procedure aims to:

- Ensure that the organization's WHS Management System (WHSMS) are maintained to meet legislative requirements.
- Provide a system that enables, so far as is reasonably practicable, best practice safety systems to reduce any risk of injury.
- Provide a mechanism that enables inductions to take place where the organization's WHS duties and responsibilities overlap with those of permitted users.
- Make sure consistent practices are in place for stock handling and biosecurity requirements.
- Payment methods are implemented and maintained.
- Uphold user housekeeping responsibilities .
- Reinforce that any non-conformance will result in the cancellation of a user's permit and the potential impoundment of their livestock.

3.2 PROCEDURE

3.2.1 Stock Agents, Primary Producers, and Truck Drivers


All users of the Millicent Stock Transfer Facility MUST register their interest to use the facility and complete a formal safety induction.

On completion of the induction a permit will be issued by Council to the user to allow full 24 x 7 access to the facility. Permit details are to be recorded in a dedicated register.

Inductions can be booked by calling the Council front office on 08 87 33 0900. Permits will only be issued on completion of the induction.

It is the permit holder's responsibility to conform to all rules and responsibilities required by this procedure and follow all requirements outlined in the induction.

CD:	File Ref:	Classification:	Department:	Position Responsible:	Review Frequency:
262	G/F 4.64.1/4 & G/F 3.63.1	Public	Engineering Services	Manager Operations	8 yearly
Printed copies of this document are uncontrolled, refer to Council's Intranet to verify this is the current version.					

	PROCEDURE	Version:	1
	Millicent Stock Transfer Facility Procedure	Date Adopted:	17 Nov 2023
		Next Review Due:	16 Nov 2031

Failure to comply with this Procedure or the permit conditions may result in the cancellation of the user's permit, the impounding of the user's stock and/or expropriation under Council's by-laws.

3.2.2 Booking

The user must notify the Council **in advance** of their intended use of the facility and supply Council with the completed **NVD form** immediately upon completion of use. The intended dates, stock numbers and associated declaration forms will be recorded in a dedicated register by Council's customer service team. The NVD form must be either emailed to council@wattlerange.sa.gov.au or hand delivered to the council office.

3.2.3 Payment

Council will then issue an invoice for payment in accordance with its fees and charges schedule.

3.2.4 Safety

Users must comply with all safe systems of work as laid out in the induction. Users must comply with the following:

- speed limits whilst on site
- have respect for all others using the facility with a first in best dressed approach.
- not put anyone at risk by being within a pen with stock present
- follow safe working at heights practices.

3.2.5 General Use of Facility

Only permitted users are to use the transfer facility. The facility must be maintained in a clean and tidy state and users must hose down pens and races after use by means of the water hose provided.

All locked pens and ramps are out of service and **MUST NOT** be used. If required to retrieve any escaped stock, a key can be accessed by calling **Ph 8733 0900**.

Any damage to any part of the facility must be reported as soon as reasonably possible by calling **Ph 8733 0900**.


3.2.6 Truck Wash

The truck wash located at the transfer facility is available for use by means of an Avdata tag. Tags can be requested from the Council office.

Safe systems of work SOP's must be followed, and correct PPE as specified in the induction must be worn when operating the truck wash.

Cleaning of the concrete must be undertaken on completion of truck washing so the facility is maintained in a good state for others. Hoses must be wrapped up and kept clear for easy access, egress and to reduce trip hazards.

CD:	File Ref:	Classification:	Department:	Position Responsible:	Review Frequency:
262	G/F 4.64.1/4 & G/F 3.63.1	Public	Engineering Services	Manager Operations	8 yearly
Printed copies of this document are uncontrolled, refer to Council's Intranet to verify this is the current version.					

	PROCEDURE	Version:	1
	Millicent Stock Transfer Facility Procedure	Date Adopted:	17 Nov 2023
		Next Review Due:	16 Nov 2031

3.3 INDUCTION

3.3.1 Induction required before permit can be issued

An induction is required to be completed before a facility access permit will be granted. The induction will explain the rules and WHS requirements for using the facility.

3.4 PERMIT

3.4.1 Issuing of Permit

Once the induction has been successfully completed. Council will issue a permit authorising use of the facility.

3.5 REQUIRED DOCUMENTATION

3.5.1 National Vendor Declaration

National Vendor Declarations are available from the integrity systems website:
<https://www.integritysystems.com.au/on-farm-assurance/national-vendor-declaration-nvd/>

Paper forms or eNVD may be used. Copies of the forms must be sent to Council immediately after each stock transfer so that usage can be monitored and invoiced.

3.5.2 National Sheep Health Declaration

National Sheep Health Declarations are available from:
<https://www.farmbiosecurity.com.au/industry/sheep/>

National Sheep Health Declaration forms are required to be completed before any transfer of sheep.

3.6 ENFORCEMENT

3.6.1 Failure to comply with Procedure

Failure to comply with this Procedure or the permit conditions may result in the cancellation of the user's permit, impoundment of the user's stock and/or expiation under Council's by-laws.

4. REVIEW

The Executive Leadership Team (ELT) will review this Procedure every 8 years.


5. AVAILABILITY

This Procedure is available without charge on the Council website:

www.wattlerange.sa.gov.au.

A copy of the Procedure may be purchased from the Principal Council Office upon payment of a prescribed fee in accordance with Council's Schedule of Fees and Charges.

CD:	File Ref:	Classification:	Department:	Position Responsible:	Review Frequency:
262	G/F 4.64.1/4 & G/F 3.63.1	Public	Engineering Services	Manager Operations	8 yearly
Printed copies of this document are uncontrolled, refer to Council's Intranet to verify this is the current version.					

	PROCEDURE	Version:	1
	Millicent Stock Transfer Facility Procedure	Date Adopted:	17 Nov 2023
		Next Review Due:	16 Nov 2031

6. REFERENCES & FURTHER READING

References	<ul style="list-style-type: none"> • Avdata Australia - National Truckwash System • Integrity Systems – Cattle NVD • Integrity Systems – Sheep and Lambs NVD • National Sheep Health Declaration
Relevant Legislation:	<ul style="list-style-type: none"> • <i>Work Health and Safety Act 2012</i>
Relevant Policies / Procedures / Guidelines	<ul style="list-style-type: none"> • N/A

7. ADOPTION & AMENDMENT HISTORY

The table below sets out the adoption, review and amendment history of the procedure.

Version No:	Issue Date:	Authorised by:	Description of Change:	Minutes Reference:
1	17 November 2023	CEO	New Procedure	N/A

CD:	File Ref:	Classification:	Department:	Position Responsible:	Review Frequency:
262	G/F 4.64.1/4 & G/F 3.63.1	Public	Engineering Services	Manager Operations	8 yearly
Printed copies of this document are uncontrolled, refer to Council's Intranet to verify this is the current version.					



Printed 18 April 2023

National Truckwash System

Your National Truckwash System key will allow you to access truckwash facilities which are part of the system, and you will be sent regular invoices with itemised records of facility usage^a.

To use your key, touch it on the read head on the control panel, then press the ON button for the outlet you wish to use. Remember to press OFF when finished, or others may use the facility at your expense.

Terms and Conditions (Effective 18 April 2023)

1. These terms and conditions apply to all new and existing keyholders. They replace all previous terms and conditions and may be revised without notice.
2. Avdata reserves the right to reject key registration applications, including any which are incomplete, which are not signed, or where related accounts have not been paid.
3. The National Truckwash System has been established primarily for the use of livestock transporters. The owner/operator of each facility has the right to set the terms and conditions of use for their facility and all keyholders are subject to these local requirements. Please contact location(s) for details.
4. Key access for a given facility is programmed by Avdata according to instructions from the facility owner. Changes to access permission may occur without notice.
5. The purchaser of each key is registered with Avdata as the keyholder and is liable to pay charges associated with all usage on that key, whether or not the usage was authorised^b.
6. If a key is lost or stolen, Avdata must be advised **immediately** by phone to (02) 6262 8111 or email to mail@avdata.com.au. Telephone advice should be followed up with written advice to Avdata.
7. When Avdata is advised that a key has been lost or stolen or is no longer wanted then the key will be de-registered to prevent unauthorised use. If a key has been de-registered then it will only be re-registered on receipt of written advice.
8. Accounts are issued monthly (or sometimes quarterly for smaller accounts). In general, charges will be for usage in the previous calendar month or previous quarter. However, older charges may be included if there has been a delay in obtaining usage data from the facility. Usage charges will be applied as directed by the owner of the facility.
9. A system access charge of \$8.20 (inc GST) is payable for the Jan-March quarter. In any following quarter where usage charges have been incurred, this charge will also apply.
10. A key verification charge of \$1.71 (inc GST) per key is applied annually on 31 March.
11. Customers can request to receive statements electronically by sending their current email address, customer number and account name to mail@avdata.com.au. Where a current email address has not been provided, or where an account remains overdue for payment, a paper statement will be issued and a paper statement fee of \$3.30 (inc GST) may be applied.
12. A LSRI (Livestock Services Research and Innovations) administration fee may apply to usage charges – 2% of charges.
13. Accounts must be paid in full by the due date (generally 25 days after the invoice date). Overdue accounts will incur an overdue account fee of \$13.86 (inc GST) and will have all of their keys de-registered. Keys will not be re-registered until the account is paid in full. A key re-registration fee of \$23.10 per key (inc GST) may apply. It may take up to 10 days for key(s) to be re-registered after payment has been processed. In the case of overdue accounts, the registered key holder is liable for and agrees to pay all legal and other costs and expenses incurred in recovering unpaid amounts.
14. This agreement shall be governed by and construed in accordance with the laws in force in the Australian Capital Territory and be submitted to the exclusive jurisdiction of the courts of that Territory.

a Accounts will show the key tag number, facility name, date and time of use, minutes of use, and charge.

b A vehicle registration or description may be recorded against each key. This can be changed by contacting Avdata.



The LPA NVD is your declaration and guarantee to buyers.

Make sure it is complete and correct, so you can stand by what you sell.

Who is responsible for completing the LPA NVD?

Part A: The cattle owner or the person responsible for the husbandry of the cattle.

Part B: The livestock carrier.

Who keeps the copies?

Top sheet: (White) goes with the cattle to the purchaser.

Middle sheet: (Green) goes to the carrier.

Bottom sheet: (Pink) stays in the book and should be kept for auditing purposes.

How do I order copies of the LPA NVD?

- 1 Go to www.integritysystems.com.au/nvd or
- 2 Phone 1800 683 111

Where do I go for more information?

Go to www.integritysystems.com.au/lpa

Do not amend the pre-printed PIC.
This NVD can ONLY be used for cattle located on this PIC.

Complete all details about the livestock. Use a separate line for each different group, split by breed and sex.

Contact receiver, agent or saleyards to find out correct destination PIC. The consignee can be different to the destination. When selling at a saleyards the consignee will be the agent and the destination (and PIC) will be the saleyards.

Only tick Yes or No in questions 1 to 8.
Do not tick both.

If some of the consignment require you to tick Yes then this applies to the entire consignment.

NATIONAL VENDOR DECLARATION (CATTLE) AND WAYBILL			C0720	3888888888
This form cannot be used where eligibility for the EU market is required.				
Part A To be completed by the owner or person who is responsible for the husbandry of the cattle.				
Owner of cattle <u>David Grazier</u>		Wintergreen Pastoral Co. (FULL TRADING NAME)		
Property/place where the journey commenced <u>Wintergreen RMB 123</u>		(ADDRESS)		
<u>Coonamble Rd</u>		<u>Warren</u> (TOWN/SUBURB) <u>NSW</u> (STATE)		
Property Identification Code (PIC) of this property		NA123456		
Description of cattle				
Number	Description (BREED, SEX, E.G. HEREFORD CROSS STEERS)	Brands or Earmarks (IF PRESENT OR REQUIRED)		
12	Angus Steers			
5	Hereford Heifers			
1, 7, Total Use the Attachment Forms for consignments that require more lines to describe the stock. (See Explanatory Notes)				
Consigned to <u>John Burrows, Burrows Livestock Agency</u> (NAME OF PERSON OR BUSINESS)				
<u>12 Main St</u> (ADDRESS) <u>Warren</u> (TOWN/SUBURB) <u>NSW</u> (STATE)				
Destination (if different) of cattle <u>Warren Saleyards</u> <u>50 Saleyards Rd, Warren, NSW</u>				
Destination PIC (REQ: WA & TAS) <u>N, A, 2, 3, 4, 5, 6, 7</u>				
NLIS devices used on these cattle Number of ear tags <u>1, 7</u> Number of rumen devices				
Details of other statutory documents relating to this movement e.g. health statement				
DOCUMENT TYPE NUMBER OFFICE OF ISSUE EXPIRY DATE				
<p>1 Have any of the cattle in this consignment ever in their lives been treated with a hormonal growth promotant (HGP)? (Use a second document for mixed consignments.) Yes <input type="checkbox"/> No <input checked="" type="checkbox"/></p> <p>2 Have the cattle in this consignment ever in their lives been fed feed containing animal fats? Yes <input type="checkbox"/> No <input checked="" type="checkbox"/> (See Explanatory Notes)</p> <p>3 Has the owner stated above owned these cattle since their birth? Yes <input type="checkbox"/> No <input checked="" type="checkbox"/> If No, how long were the cattle obtained or purchased? (If purchased at different times, tick the box corresponding to the time of the most recent purchase.) A. less than 2 months <input type="checkbox"/> B. 2-6 months <input type="checkbox"/> C. 6-12 months <input type="checkbox"/> D. more than 12 months <input checked="" type="checkbox"/></p> <p>4 In the past 60 days, have any of these cattle been fed by-product stockfeeds? Yes <input type="checkbox"/> No <input checked="" type="checkbox"/> If Yes, attach a list of the by-product stockfeeds, date when last fed and a copy of an analyst's report if available.</p>				
<p>5 In the past 6 months have any of these animals been on a property listed on the ERP database or placed under any restrictions because of chemical residues? Yes <input type="checkbox"/> No <input checked="" type="checkbox"/> If Yes, give details:</p> <p>6 Are any of the cattle in this consignment still within a Withholding Period (WHP) or Export Slaughter Interval (ESI) as set by APVMA or SAFEMEAT, following treatment with any veterinary drug or chemical? Yes <input checked="" type="checkbox"/> No <input type="checkbox"/> If Yes, give details: (Record additional details in question 9) <u>Demize Pouron</u> <u>29 / 4 / 2020</u> <u>1, 4</u> <u>1, 4</u></p> <p>7 In the past 60 days, have any of the cattle in this consignment consumed any material that was still within a withholding period when harvested, collected or first grazed? Yes <input checked="" type="checkbox"/> No <input type="checkbox"/> If Yes, give details: <u>Hotshot Herbicide</u> <u>25 / 3 / 2020</u> <u>7</u> <u>30 / 3 / 2020</u> <u>15 / 4 / 2020</u></p> <p>8 In the past 42 days, were any of these cattle a) grazed in a spray risk area; or b) fed fodders cut from a spray drift risk area? (See Explanatory Notes for definition of spray drift risk area.) Yes <input type="checkbox"/> No <input checked="" type="checkbox"/> If Yes, Date sprayed: <u>1 / 12 / 20</u></p> <p>9 Please include any additional information below eg: vaccination programs, animal health certification, additional declarations, etc. <u>Cattle health declaration (attached), vaccinated with 5 in 1 (2 doses) as weaners</u></p>				
<p>Declaration</p> <p>I <u>David Grazier</u> <u>Wintergreen RMB 123</u> FULL NAME FULL ADDRESS <u>Coonamble Rd Warren NSW</u> ADDRESS CONT.</p> <p>declare that, I am the owner or the person responsible for the husbandry of the cattle and that all the information in part A of this document is true and correct. I also declare that I have read and understood all the questions that I have answered, that I have read and understood the explanatory notes, and that, while under my control, the cattle were not fed restricted animal material (including meat and bone meal) in breach of State or Territory legislation.</p> <p>Signature* <u>David Grazier</u> Date* <u>4 / 5 / 2020</u> *Only the person whose name appears above may sign this declaration, or make amendments which must be initialed.</p> <p>Tel no. <u>02 9463 9000</u> Fax no. <u>02 9463 9111</u> Email <u>dgrazier@email.com.au</u></p>				
<p>Part B To be completed by the person in charge of the cattle while they are being moved. Completion of this part is optional in SA and VIC.</p> <p>Movement commenced: <u>1 / 12 / 20</u> <u>10</u> (am/pm)</p> <p>Vehicle registration number(s):</p> <p>I <u>David Grazier</u> am the person in charge of the cattle during the movement and declare all the information in Part B is true and correct.</p> <p>Signature Date <u>4 / 5 / 20</u> Tel no. <u>02 9463 9000</u> *When more than one truck is carrying the cattle, other vehicle registration numbers are to be recorded.</p>				

If your PIC has had an Extended Residue Program (ERP) status (e.g. EW, OC or CT) in the past 6 months, tick Yes.

Do not send cattle to slaughter if they are still within **Withholding Periods (WHP)** or **Export Slaughter Intervals (ESI)**.

Information about ESI and WHP for all livestock species can be found at www.apvma.gov.au/ESI

Make sure you read and understand what you are signing, including that cattle must not have been fed **Restricted Animal Material (RAM)**.

An unsigned LPA NVD is invalid.

The carrier should fill in Part B.

safe meat



Integrity Systems

red meat customer assurance


The LPA NVD is your declaration and guarantee to buyers.

Make sure it is complete and correct, so you can stand by what you sell.

Who is responsible for completing the LPA NVD?

Part A: The sheep or lambs owner or the person responsible for the husbandry of the sheep or lambs.

Part B: The livestock carrier.

Who keeps the copies?

Top sheet: (White) goes with the sheep/lambs to the purchaser.

Middle sheet: (Green) goes to the carrier.

Bottom sheet: (Pink) stays in the book and should be kept for auditing purposes.

How do I order copies of the LPA NVD?

- 1 Go to www.integritysystems.com.au/nvd or
- 2 Phone 1800 683 111

Where do I go for more information?

Go to www.integritysystems.com.au/lpa

Do not amend the pre-printed PIC. This NVD can ONLY be used for sheep/lambs located on this PIC.

Complete all details about the livestock. Use a separate line for each different group, split by breed and sex.

Complete this section if any of the livestock do NOT have an electronic NLIS tag. Choose either A or B in the section below and fill in the required details.

Enter number of livestock tagged with electronic NLIS tags (if all have them, PIC or WA brand details are not needed above).

Contact receiver, agent or saleyards to find out correct destination PIC. The consignee can be different to the destination. When selling at a saleyards the consignee will be the agent and the destination (and PIC) will be the saleyards.

NATIONAL VENDOR DECLARATION (SHEEP AND LAMBS) AND WAYBILL S0720 3888888888

Part A To be completed by the owner or person who is responsible for the husbandry of the sheep or lambs.

Owner of sheep or lambs Sandra Smith J&S Smith (FULL TRADING NAME)

Property/place where the journey commenced Wyangla (TOWN/SUBURB) Benalla (TOWN/SUBURB) VIC (STATE)

RMB 1234 Murray Rd (ADDRESS CONTINUED)

Property Identification Code (PIC) of this property
This MUST be the PIC of the property that the stock is being moved from: 3ABCD123

Number	Year born (DOB)	Description (BREED, SEX & TYPE E.G. CRISPS (RED), WETHER, LAMB)	Month of shearing	PIC or Brand on Ear Tags (IF DIFFERENT TO PIC SHOWN ABOVE)	Earmarks (IF PRESENT OR REQUIRED)
50	2019	BL X Mer hoggets	March 2020	3BBCD456	SD
120	2019	1st X wether lambs	unshorn		SD
170 Total					

Use the Attachment Forms for consignments that require more lines to describe the stock. (See Explanatory Notes)

A. Have PICs on all of the NLIS tags only on sheep in this consignment been listed in the Description table above (other than the PIC printed on this NVD)? – Yes ☒ OR

B. Have all sheep in this consignment been tagged with an NLIS tag with the PIC printed on this NVD or the associated WA brand as listed in the description table above – Yes ☐ AND/OR

Number of electronic NLIS devices in this consignment 120

Hours off feed and water before transporting 6 HOURS

Consigned to John Burrows, Burrows Livestock Agency (NAME OF PERSON OR BUSINESS)
50 Church St (ADDRESS) Benalla (TOWN/SUBURB) VIC (STATE)

Destination (if different) of sheep or lambs Benalla Saleyards Saleyards Rd, Benalla, VIC

Destination PIC (REQ: WA & TAS) 3, 5, Y, D, L, 6, 7, 2

Details of other statutory documents relating to this movement e.g. health statement

DOCUMENT TYPE _____ NUMBER _____ OFFICE OF ISSUE _____ EXPIRY DATE /20

1 Have these sheep or lambs been raised consistent with the rules of an independently audited QA program on the property the PIC of which is shown above?
Yes ☒ No ☐ If Yes, give details: F.L.D.C.K.C.A.R.E (NAME OF PROGRAM) 1, 2, 3, 4, 5 (ACCREDITATION OR LICENSE NO.)

2 Have all the sheep or lambs in this consignment been treated with a Scabby Mouth Vaccination either at marking or at least 14 days prior to their presentation for sale?
Yes ☐ No ☒

3 Were all of these sheep or lambs bred by the owner or vendor?
Yes ☐ No ☒ If No, how long ago were the sheep or lambs obtained or purchased?
(If purchased at different times, tick the box corresponding to the time of the most recent purchase.)
A. Less than 2 months ☐ B. 2–6 months ☒ C. 6–12 months ☐ D. more than 12 months ☐

4 Are any of the sheep or lambs in this consignment still within a Withholding Period (WHP) or Export Slaughter Interval (ESI) as set by APVMA or SAFEMEAT, following treatment with any veterinary drug or chemical?
Yes ☐ No ☒ If Yes, give details: (Record additional details in question 7)
CHEMICAL PRODUCT _____ DATE APPLIED /20 WHP _____ ESI (IF SET) _____

5 In the past 60 days, have any of the sheep or lambs in this consignment consumed any material that was still within a withholding period when harvested, collected or first grazed?
Yes ☐ No ☒ If Yes, give details:
CHEMICAL PRODUCT _____ DATE APPLIED /20 GRAZING WHP _____ DATE FIRST GRAZED /20 DATE FEEDING/GRAZING CEASED /20

6 Have the sheep or lambs in this consignment ever in their lives been fed feed containing animal fats? (See Explanatory Notes)
Yes ☐ No ☒

7 Please include any additional information below
e.g. vaccination programs, animal health certification, additional declarations, etc.
vaccinated with Websters LV 6 in 1 (2 doses)

Declaration

I Sandra Smith (FULL NAME) Wyangla RMB 1234 (FULL ADDRESS)
Benalla, VIC 3672 (ADDRESS CONT.)

declare that, I am the owner or the person responsible for the husbandry of the sheep or lambs and that all the information in part A of this document is true and correct.
I also declare that I have read and understood all the questions that I have answered, that I have read and understood the explanatory notes, and that, while under my control, the sheep or lambs were not fed restricted animal material (including meat and bone meal) in breach of State or Territory legislation.

Signature* Sandra Smith Date* 04 / 05 / 2020
*Only the person whose name appears above may sign this declaration, or make amendments which must be initialled.

Tel no. 02 9463 9000 Fax no. 02 9463 9111
Email ssmith@email.com.au

Part B To be completed by the person in charge of the sheep or lambs while they are being moved. Completion of this part is optional in SA and VIC.

Movement commenced: /20 (am/pm)

Vehicle registration number(s): _____

I _____ am the person in charge of the sheep or lambs during the movement and declare all the information in Part B is true and correct.

Signature _____ Date /20 Tel no. _____

*When more than one truck is carrying the sheep or lambs, other vehicle registration numbers are to be recorded.

Do not send sheep and lambs to slaughter if they are still within **Withholding Periods (WHP)** or **Export Slaughter Intervals (ESI)**.

Information about ESI and WHP for all livestock species can be found at www.apvma.gov.au/ESI

Make sure you read and understand what you are signing, including that sheep or lambs must not have been fed **Restricted Animal Material (RAM)**.
An unsigned LPA NVD is invalid.

The carrier should fill in Part B.

Only tick Yes or No in questions 1 to 6. Do not tick both.
If some of the consignment require you to tick Yes then this applies to the entire consignment.

NATIONAL SHEEP HEALTH DECLARATION

July 2019

Property Identification Code (PIC) of this property

This MUST be the PIC of the property that the stock is being moved from

Attached to accompanying NVD/Waybill No.

SECTION A – Biosecurity Information

1.

All consigned sheep are from a Livestock Production Assurance (LPA) accredited property?*

Y☐ N☐
2.

The number of different sources of sheep that have been introduced onto the consignment property in the last 5 years is:

0 (closed flock) ☐ 1-5 ☐ 6+ ☐ Rams Only ☐

SECTION B – Animal Health Information

3.

All consigned sheep are from a flock that is free of virulent footrot?*

Y☐ N☐
4.

All consigned sheep are from a flock that is free of benign footrot or scald?*

If (N) please provide further information below
5.

All consigned sheep are from a flock that is free of lice?*

Y☐ N☐
6.

All consigned sheep are from a flock in an ovine brucellosis accreditation scheme?

If Yes, Flock Accreditation No. (except Qld) Expiry Date / /
7.

All consigned sheep are Johne’s disease (JD) Approved Vaccinates?*

If Yes, I have been continuously vaccinating all retained lambs in the consignment flock against JD for years. (Vendor-bred sheep only)
8.

All consigned sheep are from a SheepMAP flock?*

If yes, Status Year commenced Certificate Number

*See explanatory notes on back page for further information

9.

All consigned sheep are from a flock with a negative test for JD?*

Y☐ N☐

If Yes, which test? Date of test / /
10.

Any other JD management practices carried out on the property?
11.

Any other relevant health information

SECTION C – Treatment Information of Consigned Sheep

Treatment type	Product	Date of last treatment
External Parasite Treatment		
Internal Parasite Treatment		
Other treatments		
Vaccination (other than JD)		

Declaration (see explanatory notes for further information)

I (Full name)

(Address)(Town/suburb)(State)(Postcode)

Tel. No. ()Email

declare that, I am the owner and/or person responsible for the husbandry of the sheep in this consignment and all the information on this Sheep Health Declaration is true and correct:

Signature Date / /

Producers are advised to retain appropriate records to support this declaration. Persons making false statements may be liable under fair trading and other relevant state legislation.

NATIONAL SHEEP HEALTH DECLARATION - EXPLANATORY NOTES

Overview

Completing this National Sheep Health Declaration (NSHD) will assist prospective buyers to make an informed decision about the health status and management history of these sheep. The NSHD is mandatory for all sheep movements in SA and for sheep being moved into NSW and Tasmania. It is voluntary in other states.

Livestock Production Assurance (1)

Livestock Production Assurance (LPA) program accreditation means that a property must have a biosecurity plan for the property. [The National Farm Biosecurity Reference Manual for Grazing Livestock Production](#) can be used to develop plans or further information including templates is available at: www.animalhealthaustralia.com.au/what-we-do/endemic-disease/farm-biosecurity-plan

Footrot (3 and 4)

3. Virulent footrot is defined differently in each state. For information on this and interstate movements of sheep, producers should visit the relevant state department website or contact animal health staff from that department.

4. If answered Yes, all mobs should have been checked during at least one spread period, and any lameness investigated, with no symptoms of the disease observed. If answered no, producers can add any information about the disease and their management of it; e.g. whether any testing has been carried out, or what treatments may have been used recently.

Lice (5)

All mobs should be checked for lice at least twice each year. Any sheep seen with rubbed fleece or pulled wool should be checked for lice as a matter of urgency. Further information is available at: www.paraboss.com.au

Approved Vaccinate (7)

A sheep that is identified by an NLIS (sheep) 'V' tag and is:

- vaccinated with an approved JD vaccine by 16 weeks of age, OR
- vaccinated with an approved JD vaccine after 16 weeks of age, when the flock:
 - was in the SheepMAP, or
 - had undertaken a negative Faecal 350 test in the two (2) years preceding the vaccination, or
 - had a Negative Abattoir 500 status at the time of vaccination.

SheepMAP (8)

An audited quality assurance program incorporating a property biosecurity plan, animal health risk assessment, testing, and movement controls that provide a source of low risk animals. Note - the level of testing varies depending on the status. Date of last test should be recorded in Q9.

Types of tests that may be recorded (9)

Faecal 350: A test of 350 representative sheep over 2 years of age (or all sheep over 2 years of age in smaller flocks) by Pooled Faecal Culture (PFC) or High Throughput Johne's (HT-J) PCR in pools of up to 50 sheep. The sheep must have been on the property for at least 2 years.

Abattoir 500: At least 500 sheep, over 2 years of age, have been submitted to an abattoir in the past 24 months, in 1 or more lots, have been examined and all found negative for JD. The sheep must have been on the property for at least 2 years.

Abattoir 150: At least 150 sheep, over 2 years of age, have been submitted to an abattoir in the past 12 months, in 1 or more lots, have been examined and all found negative for JD. The sheep must have been on the property for at least 2 years.

JD management practices (10)

Any other management practices carried out for JD could be recorded here; e.g. types of introductions to the flock, or veterinary investigations.

Other relevant health information (11)

Any other information that a producer thinks may be relevant can be recorded here; e.g. participation in an active grower group, One Biosecurity, or other biosecurity initiatives, mulesing status, pain relief usage, etc.

Declaration

Signing this declaration has legal significance under fair trading and other relevant state legislation. Regulatory authorities may also take legal action, and purchasers may seek damages for any information that is incorrect. Before signing you must be satisfied you understand all elements of the document, and these explanatory notes.

For more information on biosecurity go to www.farmbiosecurity.com.au

NATIONAL SHEEP HEALTH DECLARATION - EXPLANATORY NOTES

Overview

Completing this National Sheep Health Declaration (NSHD) will assist prospective buyers to make an informed decision about the health status and management history of these sheep. The NSHD is mandatory for all sheep movements in SA and for sheep being moved into NSW and Tasmania. It is voluntary in other states.

Livestock Production Assurance (1)

Livestock Production Assurance (LPA) program accreditation means that a property must have a biosecurity plan for the property. [The National Farm Biosecurity Reference Manual for Grazing Livestock Production](#) can be used to develop plans or further information including templates is available at: www.animalhealthaustralia.com.au/what-we-do/endemic-disease/farm-biosecurity-plan

Footrot (3 and 4)

3. Virulent footrot is defined differently in each state. For information on this and interstate movements of sheep, producers should visit the relevant state department website or contact animal health staff from that department.

4. If answered Yes, all mobs should have been checked during at least one spread period, and any lameness investigated, with no symptoms of the disease observed. If answered no, producers can add any information about the disease and their management of it; e.g. whether any testing has been carried out, or what treatments may have been used recently.

Lice (5)

All mobs should be checked for lice at least twice each year. Any sheep seen with rubbed fleece or pulled wool should be checked for lice as a matter of urgency. Further information is available at: www.paraboss.com.au

Approved Vaccinate (7)

A sheep that is identified by an NLIS (sheep) 'V' tag and is:

- vaccinated with an approved JD vaccine by 16 weeks of age, OR
- vaccinated with an approved JD vaccine after 16 weeks of age, when the flock:
 - was in the SheepMAP, or
 - had undertaken a negative Faecal 350 test in the two (2) years preceding the vaccination, or
 - had a Negative Abattoir 500 status at the time of vaccination.

SheepMAP (8)

An audited quality assurance program incorporating a property biosecurity plan, animal health risk assessment, testing, and movement controls that provide a source of low risk animals. Note - the level of testing varies depending on the status. Date of last test should be recorded in Q9.

Types of tests that may be recorded (9)

Faecal 350: A test of 350 representative sheep over 2 years of age (or all sheep over 2 years of age in smaller flocks) by Pooled Faecal Culture (PFC) or High Throughput Johne's (HT-J) PCR in pools of up to 50 sheep. The sheep must have been on the property for at least 2 years.

Abattoir 500: At least 500 sheep, over 2 years of age, have been submitted to an abattoir in the past 24 months, in 1 or more lots, have been examined and all found negative for JD. The sheep must have been on the property for at least 2 years.

Abattoir 150: At least 150 sheep, over 2 years of age, have been submitted to an abattoir in the past 12 months, in 1 or more lots, have been examined and all found negative for JD. The sheep must have been on the property for at least 2 years.

JD management practices (10)

Any other management practices carried out for JD could be recorded here; e.g. types of introductions to the flock, or veterinary investigations.

Other relevant health information (11)

Any other information that a producer thinks may be relevant can be recorded here; e.g. participation in an active grower group, One Biosecurity, or other biosecurity initiatives, mulesing status, pain relief usage, etc.

Declaration

Signing this declaration has legal significance under fair trading and other relevant state legislation. Regulatory authorities may also take legal action, and purchasers may seek damages for any information that is incorrect. Before signing you must be satisfied you understand all elements of the document, and these explanatory notes.

For more information on biosecurity go to www.farmbiosecurity.com.au